

Quotation Request Document

PROJECT:

The Sea Dew Hotel

Closing Date for Completed Quotation Request Documents:

17.00 Hrs. 25th February 2009.

DOCUMENTS AFTER THIS TIME WILL NOT BE OPENED



Completed Documents in Sealed Envelopes and Clearly Marked
Kitchen Q.R.D to:

The Sea Dew Hotel
Rosslare
Co.Wexford

**THE DECISION OF THE PURCHASER IS FINAL AND SECONDARY
NEGOTIATIONS
WILL NOT TAKE PLACE**

**The Purchaser will not accept any canvassing in relation to this Project and
any queries should be directed to John Sample on 087 1234567**

TERMS & CONDITIONS

Glossary

KEC = Kitchen Equipment Contractor

CKD = Commercial Kitchen Design

QRD = Quotation Request Document

General Requirements

The **KEC** should familiarise themselves with the site layout and access and make necessary provisions for all labour and equipment to manoeuvre the equipment into the kitchen area.

The total contract price shall include for the supply, delivery, transfer to kitchen area, assembly, hanging of canopy, mounting of wall shelves and commissioning.

No **KEC** will be reimbursed for any expenses in relation to the preparation and submission of the Quotation Request Document.

If your company is awarded the contract a detailed services drawing will have to be submitted within 5 days after written confirmation of the contract being awarded.

The installation date will start on the 00.00.00 approx and must be completed in full by 00.00.00.

The **KEC** is asked to demonstrate a technical management presence when required at the installation address to assist in the resolution of problems that may arise during the installation and commissioning stages.

All packaging and refuse shall be removed from site every day

The **KEC** shall remove all protective covering etc leaving the kitchen area free from refuse for the final pre operational clean.

Stainless Steel Fabrication

All stainless steel fabrication should be the product of one manufacturer unless otherwise stated. The equipment contractor should state on the QRD who they propose to use if awarded the contract.

All stainless steel should be 304 Grade unless otherwise specified.

Manuals

The equipment contractor shall submit to the operator a full set of maintenance and operational manuals for each item supplied.

Quotation Request Document Submission

Naming of the manufacturer and model selected must be confirmed and supported with a brochure clearly marking the item to be supplied.

Alternative manufacturers maybe considered providing that the specifications are approved by **CKD** prior to submission of **QRD**. Tenders who do not comply with the specifications will be disqualified.

Design

The **KEC** shall take the overall design provided by **CKD** and shall ensure that all items supplied are that specified and take responsibility for the detailing of all stainless steel fabrication, extraction and condense canopy's, coldrooms, mechanical and electrical services directly relating to the final metre connection as part of their works package. All final dimensions are the responsibility of the **KEC**. Should any discrepancy be found by the **KEC** it should be reported immediately to **CKD** or the Project Manager. The **KEC** shall be solely responsible for quality control of the work and comply with the requirements of the contract at all times.

CE MARK

As a legal requirement all items where applicable shall be CE approved and shall display a CE Mark on each item.

Warranty

A twelve month or Manufacturers extended warranty inclusive of all terms and conditions shall begin from date of commissioning. Commissioning certification is required for all items of equipment supplied by KEC.

AFTER SALES SERVICE

1) What is the maximum and typical response time to a service call?

a) During Working Hours Max _____ Typical _____

b) Outside Working Hours including weekends and festive periods

Max _____ Typical _____

2) The maximum delay time of delivery and / or installation of any spare part _____

3) Are Service Contracts available after the Warranty Expires? _____

Commercial Kitchen Design

4) Are you willing to provide a preventative maintenance check on all items free of charge 4 weeks prior to the expiry of Warranty Period? _____

5) Are you willing to have an engineer on site for a period of 8 hours after the kitchen goes in operation free of charge? _____

Your Percentage Payment Terms

On Clients Acceptance of QRD _____

On Full Delivery of Goods to Site _____

On Commissioning of Equipment & Certification _____

Company Name: _____

Address _____



Telephone _____ Fax _____

E Mail _____


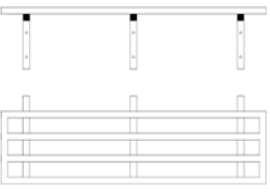
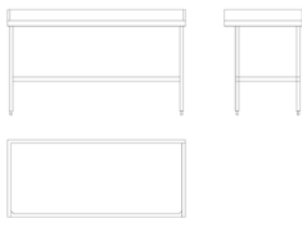
Project Manager _____ Mobile _____

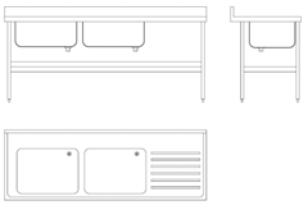

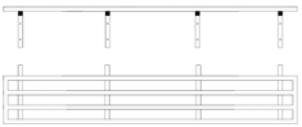

I have read and understand the above terms and conditions and agree to comply if awarded the contract.

Signed _____

Date _____

Position _____

1	<div style="border: 1px solid black; padding: 2px; text-align: center;">Mop Sink</div>  <p style="text-align: center;">Guideline Image</p>	<p>Minimum Features Required Strike Out Features Not Available</p> <p>All 304 Stainless Steel Construction Complete with Mixer Tap & Waste Wash Hand Basin on Top Bucket Support Grid Adjustable feet Approx Dimensions 500 W x 720 D x 1100 H mm</p> <p><u>Make & Model Being Quoted</u></p>	QTY REQ	UNIT COST	Total
1A	<div style="border: 1px solid black; padding: 2px; text-align: center;">Slotted Wall Rack</div> 	<p>Minimum Features Required Strike Out Features Not Available</p> <p>4 Rails 3 x Wall Fixing Brackets Approx Dimensions 1200 W x 400 D mm</p> <p><u>Make & Model Being Quoted</u></p>	1		
2	<div style="border: 1px solid black; padding: 2px; text-align: center;">Utensil Sorting Table</div> 	<p>Minimum Features Required Strike Out Features Not Available</p> <p>Anti Spill Profile to Top 100mm S/S Upstand to Back & Sides Mounted on Adjustable Feet Base Shelf @ 300 mm above FFL Top and Shelf turned down 40mm at front and ends. Edges to be smooth and welds polished. Framing S/S square hollow tubing with legs set out 100mm from walls. Approx Dimensions 1200 W x 800 D x 850 H mm</p> <p><u>Make & Model Being Quoted</u></p>	1		

3	<div data-bbox="272 219 576 320" style="border: 1px solid black; padding: 5px; text-align: center;"> Double Bowl Utensil Wash Sink </div> <div data-bbox="263 353 566 555">  </div> <div data-bbox="295 651 534 920">  </div> <div data-bbox="316 952 513 987" style="text-align: center;"> Guideline Image </div>	<p>Minimum Features Required Strike Out Features Not Available</p> <p>Anti Spill Profile to Top 100mm S/S Upstand to Back & RHS Drainer to RHS Mounted on Adjustable Feet Base Shelf @ 300 mm above FFL Top and Shelf turned down 40mm at front and ends.</p> <p>All edges to be smooth and welds polished.</p> <p>Framing S/S square hollow tubing with legs set out 100mm from walls.</p> <p>2 X 600 X 450 X 250 Bowls 2 x Upright Waste Pipe & Strainer 2 x Sets Lever Taps as Across</p> <p>Approx Dimensions 2000 W x 700 D x 850 H mm</p> <p><u>Make & Model Being Quoted</u></p>	QTY REQ	UNIT COST	Total
4	<div data-bbox="263 1283 576 1319" style="border: 1px solid black; padding: 5px; text-align: center;"> Wall Mounted Pot Rail </div> <div data-bbox="263 1422 566 1547">  </div>	<p>Minimum Features Required Strike Out Features Not Available</p> <p>4 Rails 4 x Wall Fixing Brackets</p> <p>Approx Dimensions 2000 W x 400 D mm</p> <p><u>Make & Model Being Quoted</u></p>	1		
5	<div data-bbox="272 1653 576 1688" style="border: 1px solid black; padding: 5px; text-align: center;"> Knee Operated WHB </div> <div data-bbox="327 1704 502 1870">  </div> <div data-bbox="316 1883 513 1919" style="text-align: center;"> Guideline Image </div>	<p>Minimum Features Required Strike Out Features Not Available</p> <p>All Stainless Steel Construction Complete Tap, Mixing Valve & Waste</p> <p>450 W x 450 D x 350 H mm Apron Surround</p> <p><u>Make & Model Being Quoted</u></p>	1		